Year 1
Curriculum Meeting

Teaching staff:-

Miss Pickard
Mrs Goodwin
Mrs Griffiths

Mrs Pullinger
Mrs Monti
Mrs Williams



CURRICULUM THEMES

- Each term we will be covering a specific topic. These topics are cross curricular and children are encouraged to continue their learning at home through their school project.

- Autumn 1: How can we tell if humans are animals?
- Autumn 2: How is the night different from daytime?
- Spring 1: How have toys changed?
- Spring 2: How did pirates find their treasure?
- Summer 1: How do plants change with the seasons?
- Summer 2: How would an alien describe our world?



READING

- Reading is hugely important and is an indicator of future success.
- Partnership between home and school.
- Our school vision – we want our children to become fluent, independent readers who enjoy books and read for pleasure.
- This year you can continue to earn points each week to receive certificates and badges.
- Children who earn their Gold badge get an ice cream at the end of the school year.

- Expectation is for children to read to or with an adult at least 5 times a week. Listen to your child read and also read to your child.
- Discuss what has been read – use book band bookmarks to help with questioning.
- Date and mark page number or if finished in Home/ School diaries and any brief comments.
- Encourage them to put finger under words as they read.
- They will use the phonics taught at school to help sound out these words.
- Children will also enjoy a weekly visit to the school library.

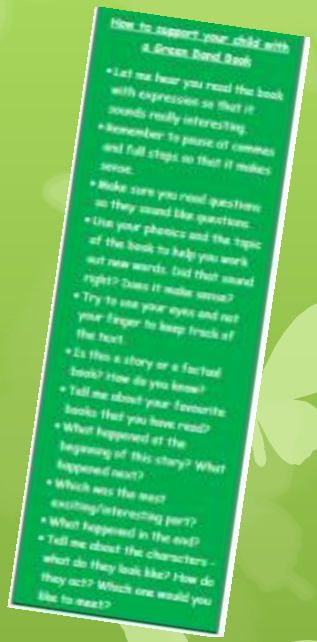
How to support your child with a Green Band Book

- Let me hear you read the book with expression so that it sounds really interesting.
- Remember to pause at commas and full stops so that it makes sense.
- Make sure you read questions as they sound like questions.
- Use your phonics and the 'topic' of the book to help you work out new words. Did that sound right? Does it make sense?
- Try to use your eyes and not your finger to keep track of the text.
- Is this a story or a factual book? How do you know?
- Tell me about your favourite books that you have read?
- What happened at the beginning of this story? What happened next?
- Which was the most exciting/interesting part?
- What happened in the end?
- Tell me about the characters - what do they look like? How do they act? Which one would you like to meet?

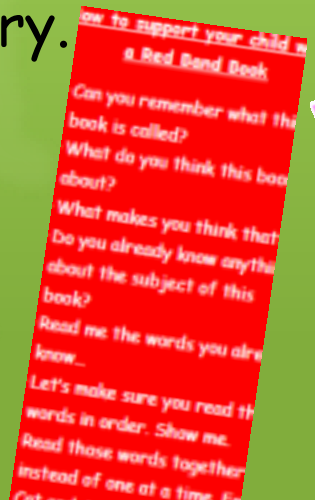
How to support your child w a Red Band Book

Can you remember what thi book is called?
What do you think this boo about?
What makes you think that
Do you already know anythi about the subject of this book?
Read me the words you alre know...
Let's make sure you read th words in order. Show me.
Read those words together instead of one at a time. Fi

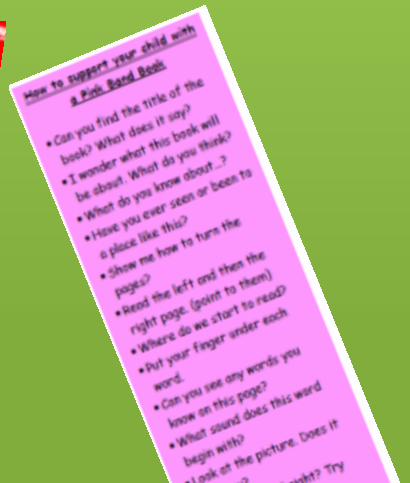
How to support your child with a Pink Band Book

- Can you find the title of the book? What does it say?
- I wonder what this book will be about. What do you think?
- What do you know about...?
- Have you ever seen or been to a place like this?
- Show me how to turn the pages?
- Read the left and then the right page. (point to them)
- Where do we start to read?
- Put your finger under each word.
- Can you see any words you know on this page?
- What sound does this word begin with?
- Look at the picture. Does it

How to support your child with a Yellow Band Book

- Use your finger to point at the words that are new to you.
- Pause at commas and full steps so that your reading makes sense and sounds right.
- Use your voice to show excitement, sadness, questions.
- When you are stuck, use all the things you have learned to help you read the word:
  - Blending letter sounds
  - Reading on
  - Reading back
  - What would make sense?
  - What sounds right?
  - Look at the pictures
- Use the letter blends you know from your phonics to read new words. Eg ai as in train or pain, oo as in look or took.
- Let's think about what this book is about. What might be that word if we're reading about...?
- Have you read anything else like this? Is there anything the same?

Phonics

- Children will have daily phonics lessons.
- The majority of children will practise digraphs and trigraphs in Year 1.

- Children will practise segmenting and blending which will help to support their spelling and reading.

- Correct pronunciation of each sound is really important.

https://www.youtube.com/watch?v=BqhXUW_v-1s

Phonics

- Children need to know letter sound and letter name.
- We will check the children's progress with their sounds. This information will be recorded in their reading records.
- In June the children will take part in a Phonic Screen to check their decoding and blending skills.
- The check consists of 40 words and non-words 'Alien' words.
- You can help at home by playing games such as buried treasure on the Phonics Play website.

Tricky Words

- Tricky words cannot be sounded therefore they cannot be segmented and blended to read.
- The children need to learn these words by sight.

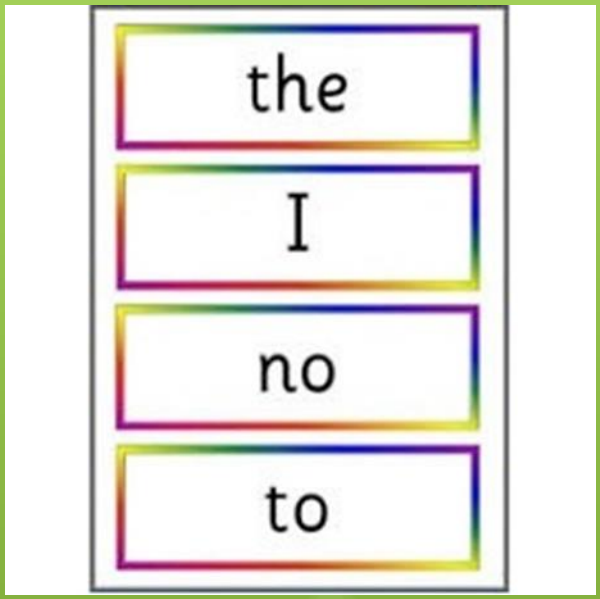

Phonics Workshop

- Mrs Goodwin will be running a Phonics Workshop for Year 1 parents/carers on Thursday, 4th October from 2.15pm to 3.00pm in the Green Hall.

Maths

- Maths work will cover aspects of place value, addition and subtraction, multiplication and division, fractions, length and height, time, money, shape and weight and volume.

- The children will be given homework to support and consolidate work they are learning in school. This may be a link to a game or a paper based activity.

- Homework will be given out on a Friday to be returned by the following Friday.

- We have a range of resources to support their learning e.g. Numicon

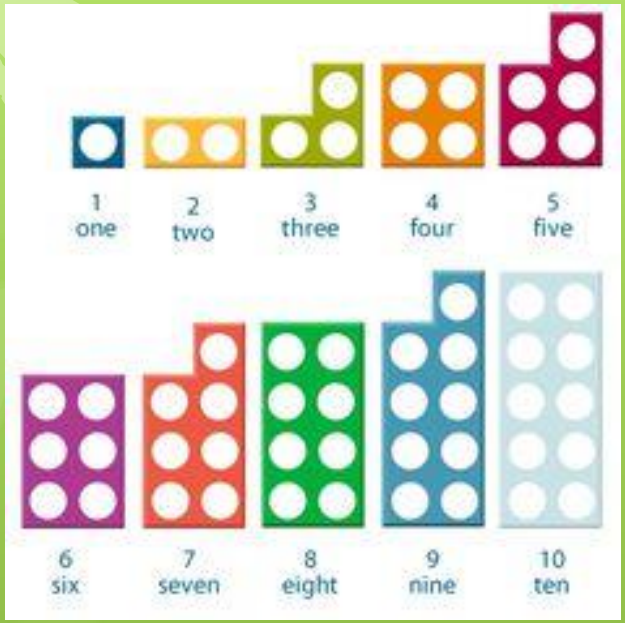

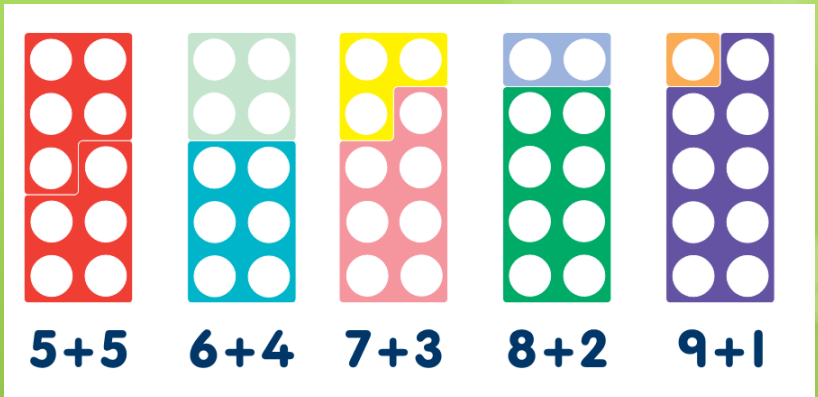

- You can help by looking at price labels, checking their number formation, or seeing what shapes you can discover in your kitchen cupboards! Play 'I'm thinking of a number', count the steps to school or try a board game.

- The children will also be given Maths targets to work on at home. These will be stuck into their Home/School diaries. They will be changed after being assessed in school.

LO: To know the days of the week.
Must: Name days of the week.
Should: Name all the days in order.
Could: Reason with days e.g. if today is Thursday tomorrow will be.
Challenge: Spell the days of the week.

VLE

A VLE or Virtual Learning Environment is a system for delivering learning materials to students via the web.

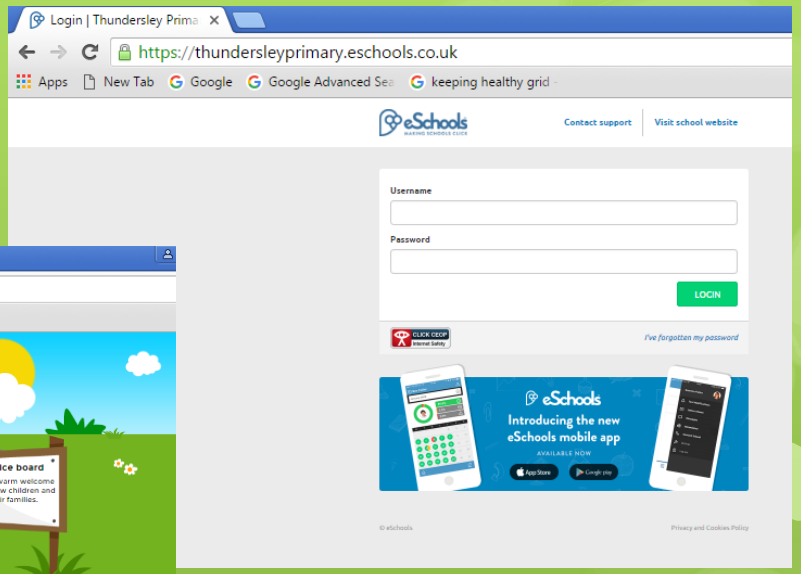

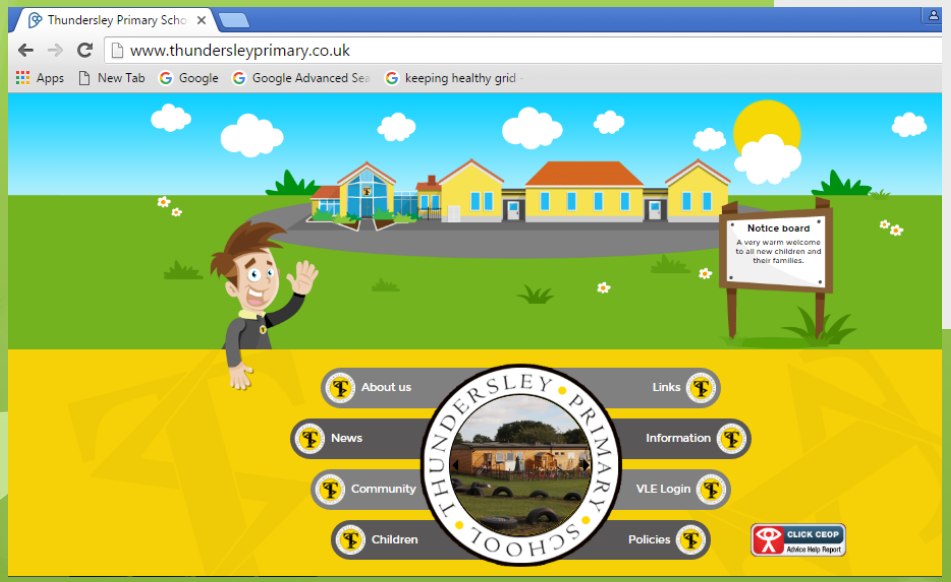

The children can access the login page directly or by using the tab on the Thundersley Primary website.

- The children have a username and a 4 digit password.

- Their username is often their first and last name with a full stop in the middle e.g. john.smith (no spaces)

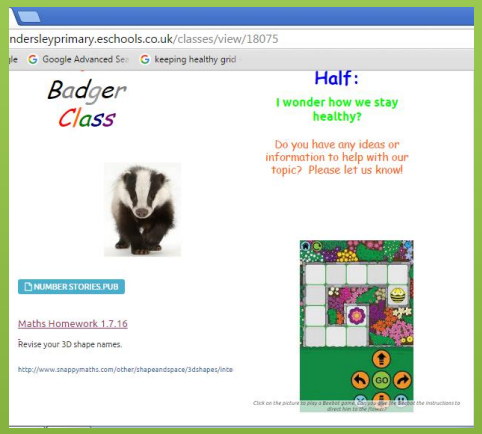

- There will be useful information on the homepage such as details about our topic and links to useful websites. It is a place where we can display work or photographs of things covered in school.

HEALTHY RELATIONSHIPS SEX EDUCATION

Year 1

Growing & Caring For Ourselves Key Stage 1

Scheme of Work

Word Box: Clean, similar, different, family, boy, girl, male, female, private parts, penis, vagina

PSHE Programme of Study Core Theme 1: Health and Wellbeing	Learning Intentions and Learning Outcomes	Lesson Title	Resources
• the importance of and how to maintain personal hygiene • about the process of growing from young to old and how people's needs change • the names for the main parts of the body (including external genitalia) the similarities and differences between boys and girls • about people who look after them, their family networks, who to go to if they are worried and how to attract their attention, ways that pupils can help these people to look after them	Learning Intention To understand some basic hygiene principles Learning Outcomes Know how to keep clean and look after oneself	Lesson 1 Keeping Clean	Talking object Story bag containing sponge, toothbrush and soap (and a school jumper or shirt if available) Keeping Clean pictures
	Learning Intention To introduce the concept of growing and changing Learning Outcomes Understand that babies become children and then adults Know the differences between boy and girl babies	Lesson 2 Growing and Changing	Talking object Story bag containing Pictures of newborn babies Lifecycle picture cards Lifecycle word cards Lifecycle whiteboard summary
	Learning Intention To explore different types of families and who to ask for help Learning Outcomes Know there are different types of families Know which people we can ask for help	Lesson 3 Families and Care	Talking object Story bag - containing plaster and skipping rope Families pictures The Family Book, Todd Parr Additional Activities Suggested reading: Happy Families, Allan Ahlberg Who's in a Family? Robert Skutch

There will be a HRSE Parent/Carer workshop.

Homework

Reading – Books changed in class.

- Record in Home/School Book.
- Class and whole school reward system.
- Shared reading……acquire a love of reading…..longer attention span/builds listening skills and imagination/ enriches vocabulary/quality time.

Phonics – Assessments in class. If needed activities will be sent home. Class Teacher will talk to parents/carers.

Spellings – 100 Key Word assessment in class. Recognition of a group of words (on sight) will lead to spelling of these words. Usually checked once a week and new ones issued.

Maths – Consolidate weeks learning. Paper based or game. Issued on a Friday to be back following Friday. Homework kept in class.

Topic – Every term based on a theme…..animals or day and night (can do both). Project based (painting, writing, model). Celebration/sharing in class/certificate.

Big Talk and Big Write – Children not sent in cold to written task. Share ideas. Discussion/question sent home – SHARE IDEAS AND DISCUSS VERBALLY.

PE/Library

PE – Thursday

- full PE kit in school – plimsolls, black shorts, yellow t-shirt with logo and plain coloured tracksuit for outdoor P.E. (optional). Please clearly label all items.

Library- Tuesday

Trips/Visits

Trips/Visits – linked to learning within class

- topic opener or finisher – WOW
- usually one per term
- Old Macdonald's Farm – Tuesday, 9th October 2018
- Belfairs Woodland Centre – Summer Term

If you would like to be considered to help on a trip you must be DBS checked. Please see Mrs Bezdel.

Parent/Carer Involvement Sessions

Thursday, 8th November 2018 – 2.00pm to 3.00pm – Maths

Monday, 11th February 2019 – 2.00pm to 3.00pm - A Musical Celebration

Tuesday, 18th June 2019 – 2.00pm to 3.00pm - Alien Art

Other Events

<u>Autumn 1</u>

Parent/Carer Consultations

Monday, 8th October 2018 1.30pm to 3.30pm and

Thursday, 18th October 2018 3.30pm to 7.00pm

<u>Autumn 2</u>

KS1 Nativity – 5th December 2018 (afternoon)

6th December 2018 (evening)

Pantomime – Tuesday, 11th December 2018

Christmas parties

Other events

<u>Spring 1</u>

HRSE – Parent/Carer workshop

<u>Spring 2</u>

Reports out

Other Events

<u>Summer 1</u>

May Day

<u>Summer 2</u>

Phonics Screen week 10th – 14th June 2019

Sports day

PTA Summer Fair

Parent/Carer Consultations July 2019

Sharing information with Parents/Carers

Sharing information – work together

- classroom windows

Open door policy – see adult within the classroom…..nothing too small!

Any Questions